

Swivel castor:







441a 14R100d ZLD

On request

RHOMBUS 



Technical data

Diameter		100 mm
Tread width		26 mm
Height		128 mm
Offset		34 mm
Bolt hole diameter		12,2 mm
Load capacity		140 kg

Technical description

stable sheet steel design and proven technology

easy running double ball bearing for good manoeuvrability

wide choice of wheels for different areas of application



Wheel

elastic solid rubber tyre blue (Shore A 70)

vulcanised firmly on plastic wheel centre black

roller bearing