







Swivel castor with total brake mounted behind:

441h 00R125p ZLD



## Technical data

Diameter		125 mm
Tread width		32 mm
Height		151 mm
Offset		32 mm
Bolt hole diameter		12,2 mm
Load capacity		125 kg

## Technical description

stable sheet steel design and proven technology

easy running double ball bearing for good manoeuvrability

wide choice of wheels for different areas of application



## Wheel

polyamide white

roller bearing