







Swivel castor with total brake mounted behind:

441h 00R065p ZLD

On request



Technical data

Diameter		65 mm
Tread width		33 mm
Height		90,5 mm
Offset		37,5 mm
Bolt hole diameter		12,2 mm
Load capacity		100 kg

Technical description

stable sheet steel design and proven technology

easy running double ball bearing for good manoeuvrability

wide choice of wheels for different areas of application



Wheel

polyamide white

roller bearing