







Swivel castor with total brake mounted behind:

441h 08R125c ZLD



Technical data

| | | |
|--------------------|---|---------|
| Diameter |  | 125 mm |
| Tread width |  | 22 mm |
| Height |  | 151 mm |
| Offset |  | 32 mm |
| Bolt hole diameter |  | 12,2 mm |
| Load capacity |  | 100 kg |

Technical description

stable sheet steel design and proven technology

easy running double ball bearing for good manoeuvrability

wide choice of wheels for different areas of application



Wheel

solid rubber tyre black (Shore A 80)

sheet steel metal rim zinc passivated

roller bearing