










Swivel castor:

441a 00R125p ZPH



## Technical data

Diameter		125 mm
Tread width		32 mm
Height		152 mm
Offset		32 mm
Top plate dimensions		104x80 mm
Top plate hole diameter		9 mm
Dist. between holes		72x52/80x60 mm
Load capacity		125 kg
Weight		696 g

## Technical description

stable sheet steel design and proven technology

easy running double ball bearing for good manoeuvrability

wide choice of wheels for different areas of application



## Wheel

polyamide white

roller bearing