









Swivel castor:

441a 00R100p ZPI



## Technical data

Diameter		100 mm
Tread width		40 mm
Height		132 mm
Offset		38 mm
Top plate dimensions		115x85 mm
Top plate hole diameter		9 mm
Dist. between holes		80x55/60 mm
Load capacity		150 kg

## Technical description

stable sheet steel design and proven technology

easy running double ball bearing for good manoeuvrability

wide choice of wheels for different areas of application



## Wheel

polyamide white

roller bearing