










Swivel castor:

441a 00R080p ZPH



Technical data

Diameter		80 mm
Tread width		33 mm
Height		107 mm
Offset		34 mm
Top plate dimensions		104x80 mm
Top plate hole diameter		9 mm
Dist. between holes		72x52/80x60 mm
Load capacity		100 kg
Weight		572 g

Technical description

stable sheet steel design and proven technology

easy running double ball bearing for good manoeuvrability

wide choice of wheels for different areas of application



Wheel

polyamide white

roller bearing