










Swivel castor with total brake mounted behind:

GMF-21C-P60 (Serie/s GM)



Technical data

Diameter		50 mm
Tread width		18 mm
Hub length		22 mm
Height		69 mm
Offset		23 mm
Top plate dimensions		60x60 mm
Top plate hole diameter		6,5 mm
Dist. between holes		38x38-48x48 mm
Brake swivel radius		75 mm
Load capacity		50 kg



Wheel

TPE tread (Shore A 87)
polypropylene wheel body
thread guard
ball bearing
non-oiling
on request further variants available