








Swivel castor with central total brake: 305002505 (TWINTECH)



Technical data

Diameter		125 mm
Tread width		75 mm
Wheel width		2x18 mm
Height		148 mm
Offset		105 mm
Stem size		25x30 mm
Load capacity		135 kg

Technical description

Pressure die cast aluminium body for lightweight and high load capacity

Low rolling friction and force to initiate motion

Suitable for cleaning in disinfection cabins

Dust and splash-proof

Integrated switching mechanism with central total lock

Permanent grease filling in the switching mechanism

Also available with other wheel variants, colours and solid metal stem



Wheel

Wheel centre nylon

Polyurethane tread (90 Sh A)

Precision ball bearing

Available also in conductive version