








Swivel castor with total brake mounted behind:

**NILF-54CAN-L12**



## Technical data

Diameter		125 mm
Tread width		32 mm
Hub length		46 mm
Height		156 mm
Offset		40 mm
Bolt hole diameter		12 mm
Load capacity		150 kg

## Technical description

stainless steel housing

swivel bearing with double ball race

ball bearings of stainless steel

sealing ring



## Wheel

TPU tread conductive (Shore A 95)

polyamide wheel body

thread guard

stainless steel ball bearing