








Swivel castor with total brake mounted behind:

## NILF-44CAN-L12



### Technical data

Diameter		100 mm
Tread width		32 mm
Hub length		42 mm
Height		128 mm
Offset		34 mm
Bolt hole diameter		12 mm
Load capacity		150 kg

### Technical description

stainless steel housing

swivel bearing with double ball race

ball bearings of stainless steel

sealing ring



### Wheel

TPU tread conductive (Shore A 95)

polyamide wheel body

thread guard

stainless steel ball bearing