











Swivel castor with total brake mounted behind:

DMF-21C-P60 (Serie/s DM)

ASO



## Technical data

|                         |   |                |
|-------------------------|---|----------------|
| Diameter                |    | 50 mm          |
| Tread width             |    | 2x18 mm        |
| Hub length              |    | 44 mm          |
| Height                  |    | 72 mm          |
| Offset                  |    | 30 mm          |
| Top plate dimensions    |    | 60x60 mm       |
| Top plate hole diameter |   | 6,2 mm         |
| Dist. between holes     |  | 38x38-48x48 mm |
| Brake swivel radius     |  | 87 mm          |
| Load capacity           |  | 60 kg          |

## Technical description

sheet steel metal housing

swivel bearing with double ball race

zinc passivated



## Wheel

double wheel

TPE tread (Shore A 87)

polypropylene wheel body

thread guard

ball bearing

non-oiling