











Swivel castor:

GSL-41C-P77 (Serie/s GS)



## Technical data

Diameter		100 mm
Tread width		32 mm
Hub length		36 mm
Height		135 mm
Offset		43 mm
Top plate dimensions		77x67 mm
Top plate hole diameter		8,5 mm
Dist. between holes		61x51/56x46 mm
Brake swivel radius		93 mm
Load capacity		100 kg

## Technical description

sheet steel metal housing

swivel bearing with double ball race

zinc passivated



## Wheel

TPE tread (Shore A 87)

polypropylene wheel body

thread guard

ball bearing

non-oiling

on request further variants available