









Fixed castor:

## GMR-31C-P60 (Serie/s GM)



### Technical data

Diameter		75 mm
Tread width		25 mm
Hub length		28 mm
Height		100 mm
Top plate dimensions		63x60 mm
Top plate hole diameter		6,5 mm
Dist. between holes		38x38-48x48 mm
Load capacity		60 kg

### Technical description

sheet steel metal housing

zinc passivated



### Wheel

TPE tread (Shore A 87)

polypropylene wheel body

thread guard

ball bearing

non-oiling

on request further variants available