









Swivel castor:

GML-31C-L10 (Serie/s GM)



Technical data

Diameter		75 mm
Tread width		25 mm
Hub length		28 mm
Height		98 mm
Offset		24 mm
Bolt hole diameter		11 mm
Brake swivel radius		62 mm
Load capacity		60 kg



Wheel

TPE tread (Shore A 87)

polypropylene wheel body

thread guard

ball bearing

non-oiling

on request further variants available