







Wheel:

WPPE 1603 5012 (Ecoforma)



Technical data

Diameter		160 mm
Wheel width		40 mm
Hub length		64 mm
Wheel axle diameter		12 mm
Load capacity		200 kg
Weight		0.475 kg



Wheel

Polypropylene wheel centre with grey thermoplastic rubber tyre (Ecoforma - Shore A 65-70) and a sealed precision ball bearing