











Swivel castor:

## JPPE 2003 5100 (Ecoforma)



### Technical data

Diameter		200 mm
Wheel width		40 mm
Hub length		64 mm
Height		235 mm
Offset		67 mm
Top plate dimensions		135 x 110 mm
Top plate hole diameter		11 mm
Dist. between holes		110/100 x 77 mm
Brake swivel radius		166 mm
Load capacity		225 kg

### Technical description

Swivel fork of deep drawn zinc-coated steel with plate fitting

Swivel bearing with double ball race way and sealing ring



### Wheel

Polypropylene wheel centre with grey thermoplastic rubber tyre (Ecoforma - Shore A 65-70) and a sealed precision ball bearing