











Swivel castor:

JPPE 1603 5100 (Ecoforma)



## Technical data

Diameter		160 mm
Wheel width		40 mm
Hub length		64 mm
Height		195 mm
Offset		60 mm
Top plate dimensions		135 x 110 mm
Top plate hole diameter		11 mm
Dist. between holes		110/100 x 77 mm
Brake swivel radius		167 mm
Load capacity		200 kg

## Technical description

Swivel fork of deep drawn zinc-coated steel with plate fitting

Swivel bearing with double ball race way and sealing ring



## Wheel

Polypropylene wheel centre with grey thermoplastic rubber tyre (Ecoforma - Shore A 65-70) and a sealed precision ball bearing