







Swivel castor with wheel locking brake:

288b 34G100v KGC

On request



## Technical data

|                    |   |           |
|--------------------|---|-----------|
| Diameter           |    | 100 mm    |
| Tread width        |    | 2x16 mm   |
| Height             |    | 107 mm    |
| Offset             |    | 37 mm     |
| Threaded stem size |    | M10x25 mm |
| Load capacity      |  | 60 kg     |

## Technical description

housing and wheel made of polyamide (PA-RAL 7035)

attachments zinc-plated

## Wheel

wheel bandage of polyurethane (PU-RAL 7015)

soft running surface (for hard floors)