







Wheel:

WKCP 4004 6662



Technical data

Diameter		400 mm
Wheel width		75 mm
Hub length		78 mm
Wheel axle diameter		30 mm
Load capacity		1065 kg
Weight		13.5 kg

Wheel

Cast iron wheel with pressed-on full-elastic rubber tyre

(Shore A 68) with two deep groove ball bearings