










Swivel castor:

JPPC 2007 6443



## Technical data

Diameter		200 mm
Wheel width		50 mm
Hub length		64 mm
Height		238 mm
Offset		53 mm
Wheel axle diameter		20 mm
Bolt hole diameter		12 mm
Load capacity		250 kg
Weight		1.2 kg

## Technical description

Swivel fork of deep drawn zinc-coated steel,  
swivel bearing with double ball race way  
and sealing (excluded the bolt hole fixing plate)



## Wheel

Dark grey Polypropylene wheel with grey  
antistatic rubber tyre

(Performa, Shore A 65 - 70) with two steel deep  
groove ball bearings