










Swivel castor with total brake mounted behind:

BPPC 1607 6443



Technical data

Diameter		160 mm
Wheel width		50 mm
Hub length		64 mm
Height		195 mm
Offset		53 mm
Wheel axle diameter		20 mm
Bolt hole diameter		12 mm
Load capacity		200 kg
Weight		1.2 kg

Technical description

Swivel fork of deep drawn zinc-coated steel,

swivel bearing with double ball race way and sealring (excluded the bolt hole fixing plate) with a total lock brake



Wheel

Dark grey Polypropylene wheel with grey antistatic rubber tyre

(Performa, Shore A 65 - 70) with two steel deep groove ball bearings