







Swivel castor with wheel locking brake:

287b 00G125x KS03

On request



Technical data

| | | |
|---------------|--|----------|
| Diameter |  | 125 mm |
| Tread width |  | 2x20 mm |
| Height |  | 135 mm |
| Offset |  | 50 mm |
| Stem size |  | 11x30 mm |
| Load capacity |  | 80 kg |

Technical description

housing and wheel made of polyamide (PA)

attachments zinc-plated

hard running surface (for soft floors)

Wheel

polyamide black

plain bearing