











Swivel castor:

JSAU 1603 6440/B R



## Technical data

Diameter		160 mm
Wheel width		50 mm
Hub length		60 mm
Height		195 mm
Offset		55 mm
Top plate dimensions		135 x 112 mm
Top plate hole diameter		11 mm
Dist. between holes		105 x 75/80 mm
Brake swivel radius		145 mm
Load capacity		500 kg

## Technical description

Swivel fork of deep drawn zinc-coated steel with wheel brake. Swivelhead with sealed precision

ball bearing and a grease nipple



## Wheel

Aluminium wheels with bonded-on round polyurethane tyre (Shore A 92) with two deep groove ball bearings and steel collar bushes external diameter 15/20/25 mm to internal 8/10/12 mm. Operating temperatures from -20°C to + 80°C