






Wheel:

W100CV2H



## Technical data

Diameter with flange		100 mm
Wheel width		46 mm
Hub length		57 mm
Wheel axle diameter		20 mm
Load capacity		300 kg

## Wheel

Cast iron V-groove wheels with two deep groove ball bearings