






Wheel:

W300PT2Q



## Technical data

Diameter		300 mm
Tread width		75 mm
Hub length		83 mm
Wheel axle diameter		30 mm
Load capacity		2750 kg

## Wheel

Wheels with a cast iron centre and Colson Thane 93° Shore A tyre and two deep groove ball bearings