









Swivel castor with total brake mounted behind:

AV06QRP125TLTP11 (AVANT)

On request



Technical data

Diameter		150 mm
Tread width		32 mm
Height		195 mm
Offset		45 mm
Top plate dimensions		77x67 mm
Top plate hole diameter		8 mm
Dist. between holes		61x51/56x46 mm
Load capacity		100 kg

Technical description

plastic castor with sealed precision ball bearings in swivel section

maintenance-free construction

on request with grey total brake pedal available

