







Wheel:

WLFL 1252 1000



Technical data

| | | |
|---------------------|---|--------|
| Diameter |  | 125 mm |
| Wheel width |  | 40 mm |
| Hub length |  | 48 mm |
| Wheel axle diameter |  | 15 mm |
| Load capacity |  | 200 kg |
| Weight |  | 0.3 kg |



Wheel

Phenolic wheel with a plain bearing operating temperatures from -40°C to +250°C