











Swivel castor with total brake mounted behind:

**BXPU 1005 7000 BLUE**



## Technical data

Diameter		100 mm
Wheel width		35 mm
Hub length		42 mm
Height		128 mm
Offset		34 mm
Wheel axle diameter		8 mm
Bolt hole diameter		12.3 mm
Brake swivel radius		128 mm
Load capacity		150 kg
Weight		1 kg

## Technical description

Swivel fork of deep drawn stainless steel

Swivel bearing with double ball race and sealring  
with a total lock brake



## Wheel

Polyamide wheel with polyurethane tyre

(80° Shore A) with one deep groove stainless steel ball bearing