







Wheel:

WHSU 4003 61040



## Technical data

Diameter		400 mm
Wheel width		100 mm
Hub length		100 mm
Wheel axle diameter		40 mm
Threaded stem size		40 mm
Load capacity		4000 kg



## Wheel

wheels with welded steel core - molded polyurethane tyre (Shore A 90)