







Wheel:

WHSU 3003 61640



Technical data

Diameter		300 mm
Wheel width		160 mm
Hub length		160 mm
Wheel axle diameter		40 mm
Threaded stem size		40 mm
Load capacity		5000 kg



Wheel

wheels with welded steel core - molded polyurethane tyre (Shore A 90)