









Fixed castor:

FWCU 1002 6030



## Technical data

Diameter		100 mm
Wheel width		30 mm
Height		150 mm
Offset		36 mm
Top plate dimensions		100x85 mm
Top plate hole diameter		11 mm
Dist. between holes		80x60 mm
Load capacity		250 kg

## Technical description

Heavy duty rigid fork for dual wheels, in extra thick pressed and welded steel. Black lacquered.



## Wheel

Cast iron wheel with bonded-on polyurethane tyre (Shore A 92) with two taper roller bearings