












Fixed castor:

TFH250RU2H



## Technical data

|                         |   |              |
|-------------------------|---|--------------|
| Diameter                |    | 250 mm       |
| Wheel width             |    | 54 mm        |
| Hub length              |    | 60 mm        |
| Height                  |    | 303 mm       |
| Offset                  |    | 82 mm        |
| Wheel axle diameter     |    | 25 mm        |
| Top plate dimensions    |    | 150x110 mm   |
| Top plate hole diameter |   | 10 mm        |
| Dist. between holes     |  | 105x75/80 mm |
| Brake swivel radius     |  | 160 mm       |
| Load capacity           |  | 615 kg       |

## Technical description

heavy steel welded construction

zinc passivated



## Wheel

Wheels with black rubber tyres, molded to cast iron centers under heat and pressure to give tough, durable bond and have the ability to withstand reasonable rough service conditions. Operating temperatures from -40°C to + 80°C