







Swivel castor:

JLFL 1605 1000



## Technical data

|                     |   |        |
|---------------------|---|--------|
| Diameter            |  | 160 mm |
| Height              |  | 197 mm |
| Offset              |  | 55 mm  |
| Bolt hole diameter  |  | 16 mm  |
| Brake swivel radius |  | 16 mm  |
| Load capacity       |  | 250 kg |

## Technical description

Swivel fork of deep drawn zinc-coated steel

Swivel bearing with double ball race way

and sealring, operating temperatures -40° to +250°C

## Wheel

Phenolic wheel with a plain bearing operating temperatures from -40°C to +250°C