









## Swivel castor: JLFL 2003 1000



### Technical data

|                         |  |            |
|-------------------------|--|------------|
| Diameter                |   | 200 mm     |
| Height                  |   | 235 mm     |
| Offset                  |   | 55 mm      |
| Top plate dimensions    |   | 140x110 mm |
| Top plate hole diameter |   | 11 mm      |
| Dist. between holes     |   | 105x80 mm  |
| Brake swivel radius     |   | 16 mm      |
| Load capacity           |  | 300 kg     |

### Technical description

Swivel fork of deep drawn zinc-coated steel

Swivel bearing with double ball race way

and sealing, operating temperatures -40° to +250°C

### Wheel

Phenolic wheel with a plain bearing operating temperatures from -40°C to +250°C