








Swivel castor:

JTAU 1005 6150



Technical data

Diameter		100 mm
Height		125 mm
Offset		40 mm
Bolt hole diameter		12 mm
Brake swivel radius		134 mm
Load capacity		200 kg
Weight		1.28 kg

Technical description

Swivel fork of deep drawn zinc-coated steel Swivel bearing with double ball raceways and sealing an extra sturdy

plate (4 mm) and fork legs (3.5 mm) for even higher load capacity

Wheel

Aluminium wheels with bonded-on polyurethane tyre (Shore A 92) with two deep groove ball bearings and steel collar bushes external diameter 15/20/25 mm to internal 8/10/12 mm. Operating temperatures from -20°C to + 80°C