










Swivel castor with total brake mounted behind:

**BTPN 1253 5100**



## Technical data

Diameter		125 mm
Height		155 mm
Offset		42,5 mm
Top plate dimensions		135 x 110 mm
Top plate hole diameter		11 mm
Dist. between holes		105 x 75/80 mm
Brake swivel radius		134 mm
Load capacity		250 kg
Weight		1.58 kg

## Technical description

Swivel fork of deep drawn zinc-coated steel

Swivel bearing with double ball raceways and sealring

with total lock brake and an extra sturdy

plate (4 mm) and fork legs (3.5 mm)

for even higher load capacity

## Wheel

Polyamide wheel with one sealed deep groove ball bearing