












Swivel castor with total brake mounted behind:

BTPF 0802 5080



Technical data

| | | |
|-------------------------|---|---------------|
| Diameter |  | 80 mm |
| Hub length |  | 42 mm |
| Height |  | 105 mm |
| Offset |  | 38 mm |
| Wheel axle diameter |  | 8 mm |
| Threaded stem size |  | 32 mm |
| Top plate dimensions |  | 105 x 86 mm |
| Top plate hole diameter |  | 9 mm |
| Dist. between holes |  | 80/77 x 60 mm |
| Load capacity |  | 120 kg |
| Weight |  | 1.1 kg |

Technical description

Swivel fork of deep drawn zinc-coated steel

Swivel bearing with double ball raceways and sealing

with total lock brake and an extra sturdy

plate (4 mm) and fork legs (3.5 mm)

for even higher load capacity



Wheel

Dark grey Polypropylene wheel with grey rubber tyre

(Performa, Shore A 65 - 70) with one deep groove ball bearing