









Swivel castor with total brake mounted behind:

BTPU 0805 5000



Technical data

| | | |
|---------------------|---|--------|
| Diameter |  | 80 mm |
| Hub length |  | 42 mm |
| Height |  | 105 mm |
| Offset |  | 38 mm |
| Wheel axle diameter |  | 8 mm |
| Threaded stem size |  | 35 mm |
| Load capacity |  | 175 kg |
| Weight |  | 1 kg |

Technical description

Swivel fork of deep drawn zinc-coated steel

Swivel bearing with double ball raceways and sealing

with total lock brake and an extra sturdy

plate (4 mm) and fork legs (3.5 mm)

for even higher load capacity



Wheel

Polyamide wheel with polyurethane tyre

(Shore A 96) with one deep groove ball bearing