












# Swivel castor: JTAU 2503 6440



## Technical data

Diameter		250 mm
Hub length		62 mm
Height		290 mm
Offset		53 mm
Wheel axle diameter		20 mm
Threaded stem size		50 mm
Top plate dimensions		135 x 110 mm
Top plate hole diameter		11 mm
Dist. between holes		105 x 80/75 mm
Load capacity		500 kg
Weight		4.3 kg

## Technical description

Swivel fork of deep drawn zinc-coated steel Swivel bearing with double ball raceways and sealing an extra sturdy

plate (4 mm) and fork legs (3.5 mm) for even higher load capacity



## Wheel

Aluminium wheels with bonded-on polyurethane tyre (Shore A 92) with two deep groove ball bearings and steel collar bushes external diameter 15/20/25 mm to internal 8/10/12 mm. Operating temperatures from -20°C to + 80°C