









Swivel castor with total brake mounted behind:

BPPB 2007 2000



## Technical data

|                     |   |        |
|---------------------|---|--------|
| Diameter            |    | 200 mm |
| Hub length          |    | 60 mm  |
| Height              |    | 235 mm |
| Offset              |    | 53 mm  |
| Wheel axle diameter |    | 20 mm  |
| Threaded stem size  |    | 50 mm  |
| Load capacity       |   | 220 kg |
| Weight              |  | 3 kg   |

## Technical description

Swivel fork of deep drawn zinc-coated steel,

swivel bearing with double ball race way and sealing (excluded the bolt hole fixing plate) with a total lock brake



## Wheel

Polyamide wheel with blue rubber tyre

(Shore A 70) with roller bearing