









## Swivel castor: JPPB 1607 2000



### Technical data

Diameter		160 mm
Hub length		60 mm
Height		195 mm
Offset		53 mm
Wheel axle diameter		20 mm
Threaded stem size		50 mm
Load capacity		220 kg
Weight		2 kg

### Technical description

Swivel fork of deep drawn zinc-coated steel,  
swivel bearing with double ball race way  
and sealing (excluded the bolt hole fixing plate)



### Wheel

Polyamide wheel with blue rubber tyre  
(Shore A 70) with roller bearing