








Swivel castor:

341a 30C100b ZLC



Technical data

Diameter		100 mm
Tread width		23 mm
Height		121 mm
Offset		28 mm
Bolt hole diameter		10,2 mm
Load capacity		65 kg
Weight		570 g

Technical description

sheet steel metal housing

swivel bearing with double ball race

zinc passivated



Wheel

solid rubber tyre blue-grey (Shore A 80)

sheet steel metal rim

thread guard zinc passivated

flange bearing