

Swivel castor with central total brake:






390q 32C080b Z985

On request

RHOMBUS 



## Technical data

|               |                                                                                     |        |
|---------------|-------------------------------------------------------------------------------------|--------|
| Diameter      |  | 80 mm  |
| Tread width   |  | 30 mm  |
| Height        |  | 113 mm |
| Offset        |  | 44 mm  |
| Load capacity |  | 80 kg  |

## Technical description

sheet steel metal housing

zinc passivated

double ball bearing in swivel head

protected from dust and water ingress by plastic sealing ring

integrated selection mechanism with total locking brake "q"

and directional locking brake "r"

selection mechanism continually greased

device to permit adjustment of the braking effect  
(without removing the castor or wheel)

also available with other wheel variants



## Wheel

solid rubber tyre blue-grey (Shore A 80)

sheet steel metal rim zinc passivated

metal thread guard

flange bearing