







Wheel:

WTPR 2003 6443



Technical data

Diameter		200 mm
Wheel width		50 mm
Hub length		64 mm
Wheel axle diameter		20 mm
Load capacity		300 kg
Weight		1.13 kg

Wheel

Dark grey Polypropylene wheel with blue elastic tyre

(Performa, Shore A 65 - 70) with two deep groove ball bearings