







Wheel:

WTPB 2003 2000



## Technical data

Diameter		200 mm
Wheel width		50 mm
Hub length		60 mm
Wheel axle diameter		20 mm
Load capacity		450 kg
Weight		1.2 kg

## Wheel

Polyamide wheel with blue rubber tyre

(Shore A 70) with roller bearing