







Wheel:

WTPB 1603 2000



## Technical data

Diameter		160 mm
Wheel width		50 mm
Hub length		60 mm
Wheel axle diameter		20 mm
Load capacity		300 kg
Weight		0.8 kg

## Wheel

Polyamide wheel with blue rubber tyre  
(Shore A 70) with roller bearing