







Wheel:

WTPB 1002 2001



## Technical data

Diameter		100 mm
Wheel width		38 mm
Hub length		50 mm
Wheel axle diameter		15 mm
Load capacity		160 kg
Weight		0.5 kg

## Wheel

Polyamide wheel with blue rubber tyre

(Shore A 70) with roller bearing