







Wheel:

WPSM 2003 2000



## Technical data

Diameter		200 mm
Wheel width		50 mm
Hub length		60 mm
Wheel axle diameter		20 mm
Load capacity		200 kg
Weight		1.8 kg

## Wheel

Pressed sheetsteel wheel with black rubber tyre  
(Shore A 85) and roller bearing