







Wheel:

WPSM 1002 2001



## Technical data

Diameter		100 mm
Wheel width		30 mm
Hub length		40 mm
Wheel axle diameter		12 mm
Load capacity		70 kg
Weight		0.4 kg

## Wheel

Pressed sheetsteel wheel with black rubber tyre

(Shore A 85) and roller bearing